

# BL-3310



## Instruções de Montagem Assembly Instructions Instrucciones de Montaje

Acesse Vídeos de Montagens  
Access Mounting Videos  
Acceder a los Vídeos de Montaje  
[www.tecnomobili.ind.br](http://www.tecnomobili.ind.br)

**tecnomobili**

Estrada RSC 453, Km s/n° | Garibaldi | RS  
CEP: 95720-000 | Fone / Fax: 54.3464.2050  
[sac@moveisvideira.com.br](mailto:sac@moveisvideira.com.br)

### Notas Especiais:

- 01** -Examine completamente todas as peças do móvel antes de começar o trabalho.  
**02** -Recomenda-se montar o móvel conforme este Manual de Montagem.  
**03** -É de responsabilidade do montador seguir as instruções do Manual de Montagem, que são fundamentais para garantir a estrutura do móvel.  
**04** -Para limpeza, utilizar somente pano úmido e sabão neutro.

### Special notes:

- 01** -Check all parts of the unit thoroughly before starting work.  
**02** -It is recommended to assemble the furniture according to this Installation Manual.  
**03** -It is the responsibility of the assembler to follow the instructions in the Assembly Manual, which are essential to ensure the structure of the furniture.  
**04** -For cleaning use only damp cloth and neutral soap.

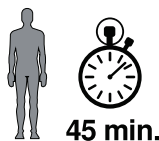
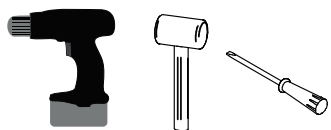
### Notas especiales:

- 01** -Examine completamente todas las piezas del mueble antes de iniciar el trabajo.  
**02** -Se recomienda montar el mueble conforme el Manual de Ensamblaje.  
**03** -Es de responsabilidad del montador seguir las instrucciones del Manual de Ensamblaje, que son fundamentales para garantizar la estructura del mueble.  
**04** -Para limpieza solamente usar trapo húmedo y jabón neutro.

### Guarante certificate:

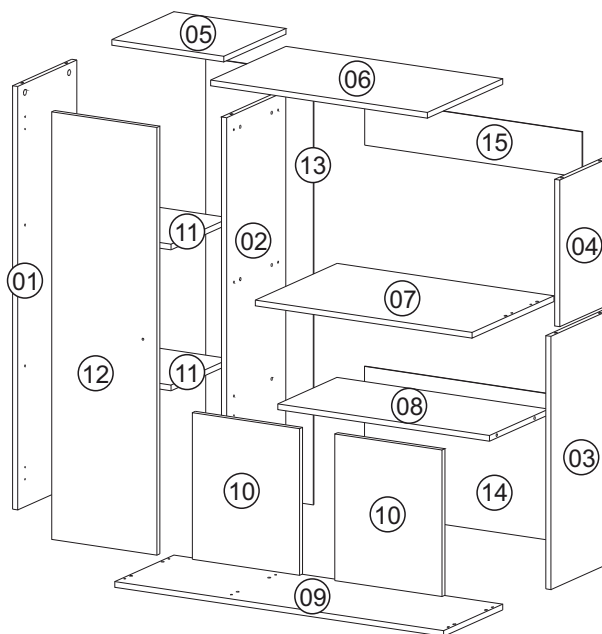
The guarantee of products manufactured by Móveis Videira LTDA covers any defects / manufacturing defects, within the period established by the Consumer Protection Code, in its Article 26, II, which provides for a legal guarantee of ninety (90) days.

### Ferramentas | Tools | Herramientas



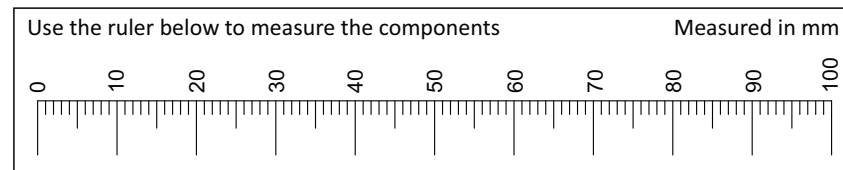
### Lista de Peças / List of pieces / Lista de piezas

Cód	DESCRIÇÃO	DESCRIPTION	DESCRIPCIÓN	QTD	RAW MATERIAL	DIMENSION	CÓD
01	Lateral Esquerda	Left Side	Lateral Izquierda	1	MDP 15mm	1112x300x15	313310
02	Divisão	Division	División	1	MDP 15mm	1112x300x15	503310
03	Lateral Direita	Right Side	Lateral Derecha	1	MDP 15mm	665x300x15	343304
04	Lateral Superior Direita	Upper Right Side	Lateral Superior Derecha	1	MDP 15mm	385x255x15	283301
05	Tampo Esquerdo	LeftTop	Tapa Izquierdo	1	MDP 15mm	328x315x15	713304
06	Tampo Superior	UpperTop	Tapa Superior	1	MDP 15mm	635x382x15	703310
07	Tampo Intermediário	IntermediateTop	Tapa Intermediaria	1	MDP 15mm	635x415x15	713310
08	Prateleira Fixa	Fixed Shelf	Estante Fija	1	MDP 15mm	620x300x15	213304
09	Base	Base	Base	1	MDP 15mm	963x300x15	103304
10	Porta	Door	Puerta	2	MDP 15mm	385x314x15	93310
11	Prateleira Móvel	Mobile Shelf	Estante Movel	2	MDP 15mm	298x298x15	223304
12	Porta Maior	Bigger Door	Puerta Mayor	1	MDP 15mm	1123x308x15	83310
13	Costa Maior	Larger Back	Revés Major	1	Chapa Dura 3mm	1132x315x3	403310
14	Costa Inferior	Lower Back	Revés Inferior	1	Chapa Dura 3mm	635x384x3	403304
15	Costa Superior	Upper Back	Revés Superior	1	Chapa Dura 3mm	635x120x3	433304



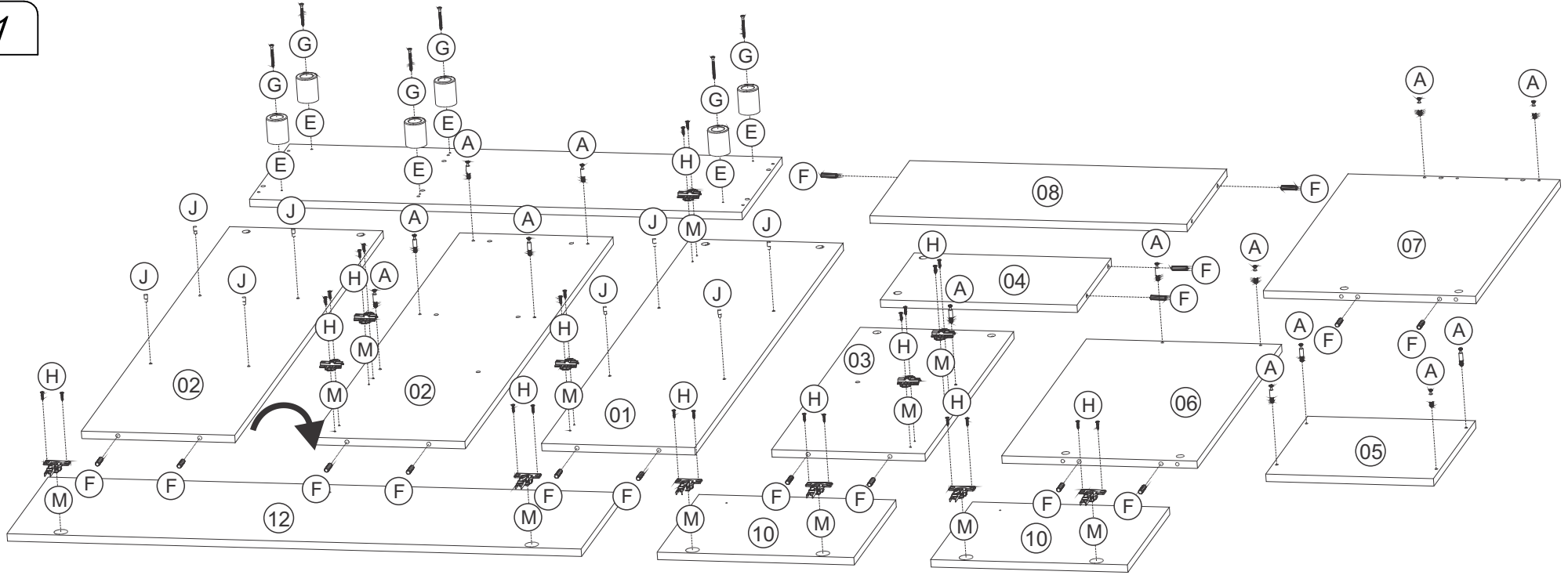
### REF DESCRIPTION QTD CÓD

A	34 x 7mm Parafuso Minifix	14	3771
B	15 x 12mm Tambor Minifix	14	9516
C	3,5 x 30mm CP	03	9517
D	22 x 3mm Pregro 10x10	36	3051
E	50 x 40mm Sapata	06	3787
F	Cavilha 8 x 30mm	16	2806
G	5,0 x 40mm CC	06	4000
H	3,5 x 16mm CC	24	8096
I	13 x 13 x 3mm Fixador Para Costa	05	6524
J	14 x 8 x 5mm Suporte de Prateleira	08	3748
K	3,5 x 40mm CC	08	8115
L	40 x 20 x 21mm Puxador	03	1572
M	Dobradiça Alta Calço Nº 7	06	3761

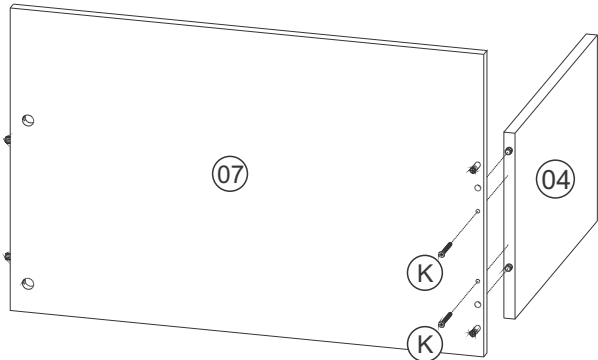


Review: 03  
Date: 15/12/2023

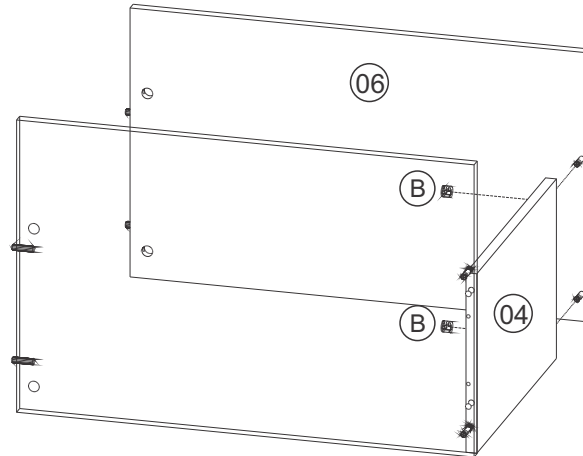
01



02



03



04

